

Class -1 (Term- 2)

Sub. Math

Cha.- 2 . Skip Counting

Exercise- 1

1. Fill in the boxes by counting in 2s:

a. 8 10 12 14 16

b. 20 22 24 26 28

c. 33 35 37 39 41

2. Fill in the boxes by counting in 5s:

a. 15 20 25 30 35

b. 35 40 45 50 55

c. 61 66 71 76 81

3. Fill in the boxes by counting 10s:

a. 10 20 30 40 50




b. 16 26 36 46 56





c. 31 41 51 61 71



Exercise-2

Pair the objects and find whether they are even or odd in numbers.


the first one has been done for you.

Objects.	Number.	Even/ Odd.
		
	9	Odd
	5.	Odd

15 Odd

3 Odd






6. Even

Exercise – 3

1. Colour the boxes with Even Numbers yellow.

4 7 9 10

2. Colour the boxes with odd numbers blue.

11 12 15 18

3. The smallest even number is -

21 23 24 39

4. The largest odd number is-

32 36 40 43

Review exercise

1. Whether the given numbers are even or odd:

Number	Even.	Odd
--------	-------	-----

72	✓	
----	---	--

54.	✓	
-----	---	--

63.		✓
-----	--	---

35.		✓
-----	--	---

90.	✓	
-----	---	--


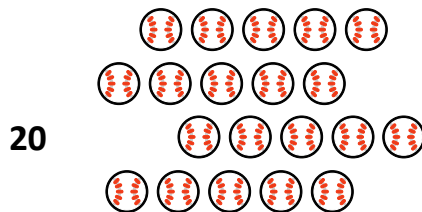
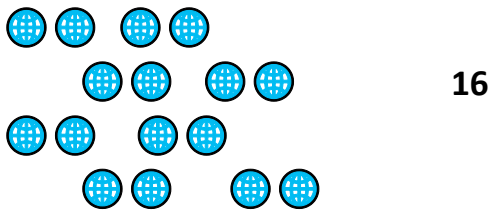
41.		✓
-----	--	---

12. ✓
26. ✓

Complete the boxes by skip counting.

- a. 12 14 16 18 20
b. 24 29 34 39 44
c. 33 43 53 63 73
d. 47 52 57 62 67
e. 18 28 38 48 58
f. 39 49 59 69 79

Math lab Activity





Thank you.