


Comparison



Big/Small

This is big.




This is small.



Exercise-1

Pick (✓) the small fruit :



Pick (✓) the big fish :



Teacher Tip:

Introduce and emphasise on big/small concept through a game. Keep a basket full of various objects such as ball, bat, book, pencil etc. Ask a student to pick up an object from the basket. Then ask another student to pick something bigger than the first one. This continues till all the things have been picked up. Vary instruction by saying bigger and smaller at random.

Long/Short

My skirt is long.



My skirt is short.




Exercise-2

MATHS


Tick (✓) the child with long hair :



Tick (✓) the short animal :



Tall/Short




Exercise-3

Tick (✓) the tall man :



Tick (✓) the short animal:



Name a friend / classmate who is

- ❖ tall
- ❖ short

More/Less

This is more.



This is less



MATHS

Exercise-4

Tick (✓) the picture that has more balloons :




Tick (✓) the picture that has less bananas :



Same/Different

This is different.



Exercise-5

Circle the different one :

1.



2.



3.

